

<b>Curriculum vitae</b>	
<b>Europass</b>	
<b>Informații personale</b>	
Nume / Prenume	<b>FOCSAN Monica Olivia</b>
Adresă	M Kogalniceanu nr. 1
E-mail	monica.iosin@ubbcluj.ro
Naționalitate	română
Website:	<a href="https://www.nanobiophotonics.ro/member/monica-focsan-100">https://www.nanobiophotonics.ro/member/monica-focsan-100</a>
ORCID:	0000-0001-6735-5146
Google Scholar:	<a href="https://scholar.google.ro/citations?hl=ro&amp;user=ECM7N6sAAAAJ&amp;view_op=list_works&amp;sortby=pubdate">https://scholar.google.ro/citations?hl=ro&amp;user=ECM7N6sAAAAJ&amp;view_op=list_works&amp;sortby=pubdate</a>
<b>Experiența profesională</b>	
Perioada	Octombrie 2023 – prezent:
Funcția sau postul ocupat	Conferențiar universitar, Facultatea de Fizică
Numele și adresa angajatorului	Universitatea Babeș-Bolyai, M. Kogalniceanu 1
Perioada	2016 – prezent
Funcția sau postul ocupat	Cercetător Științific grad I (CS I)
Numele și adresa angajatorului	Institutul de Cercetări Interdisciplinare în Bio-Nano-Științe (ICI-BNS), Universitatea Babeș-Bolyai, Treboniu Laurian 42
Perioada	2012 – 2026
Funcția sau postul ocupat	Cercetător Științific grad III (CS III)
Numele și adresa angajatorului	Institutul de Cercetări Interdisciplinare în Bio-Nano-Științe (ICI-BNS), Universitatea Babeș-Bolyai, Treboniu Laurian 42
Perioada	2010 – 2012
Funcția sau postul ocupat	Postdoctorat, Universitatea Babeș-Bolyai, România (Grupul Prof. Simion Astilean)
Numele și adresa angajatorului	Institutul de Cercetări Interdisciplinare în Bio-Nano-Științe (ICI-BNS), Universitatea Babeș-Bolyai, Treboniu Laurian 42
Perioada	2006 – 2009
Funcția sau postul ocupat	Doctorat în Fizică, Universitatea Joseph Fourier, Franța / Universitatea Babeș-Bolyai, România
Numele și adresa	Institutul de Cercetări Interdisciplinare în Bio-Nano-Științe

angajatorului	(ICI-BNS), Universitatea Babeş-Bolyai, Treboniu Laurian 42
<b>Educație și formare</b>	
Perioada	18 October 2019:
Calificarea / diploma obținută	Abilitare în FIZICĂ: Designed Plasmonic-Based NanoPlatforms to Provide Multiple Functionalities from Efficient Nanoscopic Light Sources to Integrated Multimodal Biosensing and Diagnosis
Disciplinele principale studiate / competențe profesionale dobândite	CONDUCERE STUDENZI DOCTORANZI
Numele și tipul instituției de învățământ / furnizorului de formare	Universitatea Babes Bolyai
<b>Aptitudini și competențe personale</b>	
Limba maternă	<b>Romană</b>
Limbi străine cunoscute	<b>Engleză Franceză</b>
<b>Competențe și aptitudini organizatorice</b>	Coordonarea proiectelor internaționale în domeniul nanobiotehnologiei și spectroscopiei aplicate în medicină, Conducerea echipelor de cercetare, Organizarea de conferințe și workshop-uri Conducere studenți doctoranzi
<b>Competențe și aptitudini tehnice</b>	Dezvoltarea și caracterizarea nanomaterialelor plasmonice pentru aplicații biomedicale (detecție biomarkeri, terapie fototermică și fotodinamică) Expertiză în spectroscopie avansată (fluorescență, Raman, SERS, absorbție multiplu fonic) și imagistică biomedicală Proiectare și fabricare de microcipuri și platforme microfluidice integrate pentru biosenzori portabili Aplicarea tehnicilor de micro- și nanofabricație (litografie laser, calligrafie plasmonică, integrare pe suporturi flexibile) Coordonarea și implementarea proiectelor de cercetare internaționale și naționale Transfer tehnologic și brevete Colaborări interdisciplinare cu echipe internaționale în domeniul nanobiotehnologiei și spectroscopiei aplicate în medicină
<b>Competențe și aptitudini de utilizare a calculatorului</b>	Utilizare avansată a software-urilor de analiză și vizualizare date, platforme de cercetare online, redactare academică
<b>Stagii in strainatate</b>	<b>11.2023</b> – Institut des Molécules et des Matériaux du Mans, Franța, profesor invitat. <b>12.2018</b> – SPINTEC Grenoble, France, cercetător invitat <b>11.2017</b> – Universitatea Paris 13, Facultatea de Medicină, Subiect de Cercetare: <i>Platforme senzorialice</i> <b>6.06.2015-14.06.2015 and oct-nov 2015</b> – Ecole Normale Supérieure de Lyon, Claude Bernard University, Lyon, Franta. Subiect de Cercetare: <i>Microfluidic platform for integrated</i>

	<p><i>plasmonic detection</i></p> <p><b>25.02.2014-27.02.2014</b> – „6<sup>th</sup> European short course on Time-Resolved Microscopy and Correlation Spectroscopy” and „SymPhoTime Training Day” PicoQuant, Berlin, Germania</p> <p><b>1.10.2011-15.12.2011</b> – Laboratoire Interdisciplinaire de Physique, Grenoble, France, Subiect de Cercetare: <i>Laser Fabrication of 3D highly active and ultrasensitive Surface-enhanced Raman scattering microchips in microfluidic channels</i></p> <p><b>10.06.2011-18.06.2011</b> – Paris 13 University, Faculty of Medicine, Subiect de Cercetare: <i>Localized Surface Plasmon Resonance biosensor for protein detection</i></p> <p><b>2006-2009 – (mai mult de 1 an)</b> Laboratoire Interdisciplinaire de Physique, Joseph-Fourier University. Research subject: <i>Microfabrication of protein structures for biological applications</i></p> <p><b>15.02.2006-1.07.2006: Stagiul de Masterat</b>, Laboratoire Interdisciplinaire de Physique, Joseph-Fourier University, Grenoble. Subiect de Cercetare: <i>Laser fabrication of biocompatible 3D protein microstructures</i></p>
<p><b>Proiecte de cercetare dezvoltare</b></p>	<p><b>Biologie mediată de plasmoni: valorificarea plasmonicii pentru investigarea și îmbunătățirea proceselor biologice și aplicarea lor în probleme biomedicale</b>, 760037/23.05.2023, CF 199/28.11.2022, Perioada de implementare: 1 Iulie 2023 - 30 Iunie 2026, Finanțare: ~ 1.417.290.95 EUR, Responsabil UBB: Conf. univ. dr. Monica Focșan</p> <p><b>Nanosensor SERS/Termoplasmonic pentru detecție portabilă</b> – Proiect bilateral Brâncuși România-Franța, PN-IV-P8-8.3-PM-RO-FR-2024-0144; Perioada de implementare: 2024–2025; Director de proiect: Conf. univ. dr. Monica Focșan</p> <p><b>Pansament flexibil, gata de utilizare, cu capacități fototermice și antimicrobiene sinergice</b> – Finanțare: ~50.500 EUR; Perioada de implementare: iunie 2022 – iunie 2024; Lider de grup UBB; Echipa: prof. Simion Astilean, dr. Raluca Borlan, dr. Andreea Câmpu, masterand Daria Stoia</p> <p><b>Nanochip plasmonic portabil pentru diagnostic rapid al biomarkerului cardiac troponină I</b> – Finanțare: ~123.000 EUR; Perioada de implementare: nov. 2020 – oct. 2022; Coordonator de proiect; Echipa: cadre medicale (dr. Simona Cainap, dr. Dan Olinic, dr. Călin Homorodean, dr. Leontin Lăzăruț, dr. Diana Lăzăruț), prof. Simion Astilean, dr. Monica Potara, dr. Ana Maria Crăciun, postdoc Andreea Câmpu, masterand Ilinca Mureșan</p> <p><b>Hârtie plasmonică integrată în PDMS ca nanochip versatil pentru biosenzori fluorescenți</b> – Finanțare: ~90.000 EUR;</p>

	<p>Perioada de implementare: sept. 2020 – aug. 2022; Coordonator de proiect; Echipa: dr. Ana Maria Crăciun, dr. Andreea Câmpu, dr. Laurențiu Susu</p> <p><b>Microplatforme theranostice pentru terapii multimodale ale patologiilor oculare</b> – Finanțare: ~46.000 EUR; Perioada de implementare: nov. 2020 – oct. 2022; Lider de grup UBB; Echipa: prof. Simion Astilean, postdoc Andreea Câmpu, postdoc Raluca Borlan, masterand Daria Stoia</p> <p><b>Dezvoltarea de nanoplatforme de detecție pe bază de hârtie plasmonică pentru biomarkeri de cancer</b> – Finanțare: ~100.000 EUR; Perioada: mai 2018 – apr. 2020; Coordonator de proiect</p> <p><b>Biosenzor plasmonic-microfluidic pentru detecția în timp real a biomarkerilor relevanți (NanoFlu)</b> – Finanțare: ~327.000 EUR; Agenție finanțatoare: UEFISCDI (Parteneriate); Perioada: iul. 2013 – sept. 2017; Coordonator de proiect; Echipa: 24 membri (masteranzi, doctoranzi, postdoctoranzi, cercetători)</p> <p><b>Controlul FRET prin rezonanță de plasmă de suprafață în nanoparticule metalice multilayer „core-shell” (NanoLight)</b> – Finanțare: ~122.150 EUR; Agenție finanțatoare: UEFISCDI (Proiecte Resurse Umane – echipe independente tinere); Perioada: oct. 2015 – sept. 2017; Coordonator de proiect; Echipa: postdoc Ana Maria Crăciun, dr. Sorina Suarasan, prof. Simion Astilean, dr. Cristian Țira, postdoc Adriana Vulpoi, dr. Andreea Câmpu</p> <p><b>Platformă microfluidică pentru detecție plasmonică integrată (2plamidet)</b> – Finanțare: ~5.000 EUR; Grant internațional de mobilitate Brâncuși România-Franța; Perioada: 2015–2016</p>
<p><b>Brevete</b></p>	<ol style="list-style-type: none"> <li>1. <b>M. Focsan</b>, A. Campu, S. Astilean, T. Murariu, I. Turcu, <i>Plasmonic microfluidic device based on gold bipyramidal nanoparticles</i>; Brevet Național O.S.I.M. RO 133447 B1; 2021</li> <li>2. <b>M. Focsan</b>, A. Campu, A. M. Craciun, S. Astilean; <i>Microfluidic detection device fabricated through the integration of calligraphed plasmonic paper in polydimethylsiloxane</i>; Brevet Național O.S.I.M. RO 135233 A0; RO135233 (B1)</li> <li>3. A. Campu, M. Moruz, M.Potara, S. Astilean, <b>M. Focsan</b>, <i>Metallized micro-rough flexible polydimethylsiloxane substrate for dual SPR-SERS detection</i>; Brevet Național O.S.I.M. RO 137390 B1; 2025</li> </ol>
<p><b>Cereri de brevete</b></p>	<ol style="list-style-type: none"> <li>1. M. Moruz, A. Campu, S. Astilean, <b>M. Focsan</b> <i>Miniaturized electrochemical sensor based on integrated gold electrodes on</i></li> </ol>


	<p><i>a flexible support</i>, O.S.I.M., Romania, A100091</p> <ol style="list-style-type: none"> <li>A. Campu, I. Muresan, M.Potara, S. Astilean, S. Cainap, <b>M. Focsan</b>; <i>Efficient plasmonic nanosensor based on gold nanobipyramids for the multimodal detection of the cardiac troponin I biomarker I</i>; Brevet Național O.S.I.M. RO 136059 A0; 2022.</li> <li>Daria Stoia, F.-. Zorila, R. Moisa (Stoica), I. Turcu, S. Astilean, M. Bacalum, <b>M. Focsan</b>, <i>SmartWoundPatch – Pansamente inteligente cu activitate antimicrobiana amplificata termoplasmonic</i>), National O.S.I.M Patent, 2024, A100347.</li> </ol>
<p><b>Alte mentiuni (premiu, distinctii, etc.)</b></p>	<p>2025 – <b>Interviu de Excelență UBB</b> (<a href="https://news.ubbcluj.ro/conf-univ-dr-habil-monica-olivia-focsan-studentii-si-doctoranzii-mei-ma-inspira-in-fiecare-zi-si-ma-fac-sa-mi-doresc-sa-fiu-mai-buna/">https://news.ubbcluj.ro/conf-univ-dr-habil-monica-olivia-focsan-studentii-si-doctoranzii-mei-ma-inspira-in-fiecare-zi-si-ma-fac-sa-mi-doresc-sa-fiu-mai-buna/</a>)</p> <p>2025 – Diplomă de Excelență Științifică, Universitatea Babeș-Bolyai</p> <p>2024 – Diplomă de Excelență Științifică, Universitatea Babeș-Bolyai</p> <p>2023 – <b>Diploma de excelență, ediția X a Premiilor Excelentia</b>, Universitatea Babeș-Bolyai</p> <p>2023 – <b>Diploma de excelență - Categoria I Cercetători cu experiență Echipă de cercetare</b> acordată de Ministerul Cercetării, Inovării și Digitalizării în cadrul Primei Ediții a Galei Cercetării Românești</p> <p>2021 – Diplomă de Excelență acordată de Institutul Național de Cercetare-Dezvoltare în Construcții, Urbanism și Dezvoltare Teritorială Durabilă “URBAN-INCERC”</p> <p>2021 – <b>Medalia de Aur la EUROINVENT</b></p> <p>2020 – Diplomă de Excelență Științifică, Universitatea Babeș-Bolyai</p> <p>2018 – <b>Premiul Academiei Române “Constantin Miculescu” pentru anul 2016</b></p> <p>2018 – <b>Interviu de Excelență UBB</b> (<a href="https://news.ubbcluj.ro/dr-monica-focsan-iosin-fizician-cercetator-stiintific-grad-i-cs-i-institutul-de-cercetari-interdisciplinare-in-bio-nano-stiinte/">https://news.ubbcluj.ro/dr-monica-focsan-iosin-fizician-cercetator-stiintific-grad-i-cs-i-institutul-de-cercetari-interdisciplinare-in-bio-nano-stiinte/</a>)</p> <p>2016 – <b>Bursă L’Oreal -UNESCO “Femeile din Știință”</b></p> <p>2016 – <b>Diplomă de Excelență Științifică</b>, Premiul II, Concursul Național “Rada Mihalcea, Tineri Cercetători în Știință și Inginerie”</p> <p>2016 – Diplomă de Excelență Științifică, Universitatea Babeș-Bolyai</p> <p>2015 – <i>High-level scientific visit for invited researchers grant</i>, Campus France, Lyon</p>
<p><b>Lucrări Științifice</b></p>	<ol style="list-style-type: none"> <li>V. Cucuiet, D. Maniu, A.M. Craciun, S. Tripton, S. Astilean, M. Lamy de la Chapelle, <b>M. Focsan*</b>, Probing the Local Field Enhancement Using SERS Detection of DNA Strands with Different Lengths and Grafting Strategies on Graphene Oxide Plasmonic Nanoplatfoms, <i>J. Phys. Chem. Lett.</i>, 16, 2025, 435–442, <b>Nature index</b> (*corresponding author, IF 4.6) </li> <li>D. Stoia, E. Fazio, C. Corsaro, A. Campu, O. Soritau, A.M. Craciun, G. Chereches, <b>M. Focsan*</b>, G. Neri, A. Piperno, Graphene-Poly (methacrylic acid)-Gold bipyramids hybrid plasmonic nanocomposite for in vitro</li> </ol>

bioimaging and photothermal therapy, *J. Mater. Chem. B*, **13**, 2025, 4433-4446 (\*corresponding author, IF 6.1)

3. V. Cucuiet, D. Maniu, S. Astilean, M. Lamy de la Chapelle, **M. Focsan\*** SERS detection of DNA hybridization on a graphene oxide plasmonic nanoplatform: Influence of DNA sequence length, *Appl. Phys. Lett.*, 127, 2025, 063701 *Nature index* (\*corresponding author, IF 3.6)

4. V. Cucuiet, D. Maniu, S. Astilean, M. Lamy de la Chapelle, **M. Focsan\***, Graphene-mediated surface enhanced Raman spectroscopy for DNA Detection&hybridization: Breakthroughs and challenges, *Biosens. Bioelectron*, 286, 2025, 117610 (\*corresponding author, IF 10.7)


5. A. Campu, I. A. Brezestean, S.C. Tripon, S. Astilean and **M. Focsan\*** Advancing thermoplasmonic sensing: gold nanobipyramids for enhanced light-to-heat conversion, *J. Mater. Chem. C*, 13, 2025, 16378 – 16386 (\*corresponding author, IF 5.1)



6. A-M. Hada, M-M. Moruz, A. Holca, S. Astilean, M. Lamy de la Chapelle, **M. Focsan\***, Plasmon-Driven Catalytic Inhibition of pATP Oxidation as a Mechanism for Indirect Fe<sup>2+</sup> Detection on a SERS-Active Platform, *Catalysts* 15(7), 2025, 667 (\*corresponding author, IF 4.0)

7. A. M. Craciun, D. Stoia, A. Azziz, S. Astilean, **M. Focsan\***, Investigation of local field enhancement near plain and shell-coated gold nanospheres for the optimization of surface enhanced spectroscopy *RSC Advances*, 15 (2025) 20848-20862 (\*corresponding author, IF 4.6)

8. D. Stoia, D. Maniu, M. Potara, A. M. Craciun, M. Edely, S. Grecu, A. Timar-Gabor, S. Astilean, **M. Focsan\***, M. Lamy de la Chapelle, Unveiling DNA Hybridization Dynamics via High-Sensitivity SERS Detection: Insights into Conformational Changes and Oligonucleotide Length Effects *J. Phys. Chem. Lett.*, 16 (2025) 5610-5618 *Nature index* (\*corresponding author, IF 4.6)



9. A. Holca, V. Cucuiet, S. Astilean, M. Lamy de la Chapelle, **M. Focsan\***, Recent advances in gold nanoparticle-graphene hybrid nanoplatforms with visible to near-infrared response for photodynamic and

photothermal therapy and bioimaging, *RSC Advances*, 5, 2025, 111902-11922 (\*corresponding author, IF 4.6)

10. A.-M. Craciun, A. Colnita, D. Marconi, L. Barbu-Tudoran, I. Turcu, **M. Focsan**, A. Vasilescu, M. Potara, S. Astilean, Fabrication and characterization of large-scale ordered silver-coated polystyrene microspheres films for surface-enhanced Raman spectroscopy, *Phys. Scr.* 100, 2005, 045524 (IF 2.6)
11. B. Balázs, B. Stoean, É. Molnár, E. Fischer-Fodor, O. Balacescu, R. Borlan, **M. Focsan**, A. Grozav, P. Achimas-Cadariu, G. Emese, L. Gaina, Meso-substituted AB 3-type phenothiazinyl-porphyrins and their indium and zinc complexes photosensitizing properties, cytotoxicity and phototoxicity on ovarian cancer cells, *RSC Med. Chem.* 16, 2025, 747-766 (IF 3.6)
12. P. Achimas-Cadariu, P. Kubelac, A. Pasca, V. Gata, B. Fetica, O. Balacescu, E. Fischer-Fodor, **M. Focsan**, S. Astilean, C. Vlad, Intraoperative imaging of residual ovarian cancer after neoadjuvant chemotherapy using indocyanine green, *Int. J. Gynecol. Cancer* 2025 1-8. (IF 4.7)
13. M. Negrutiu, S. Danescu, M. Focsan, S. C. Vesa, A. Cadar, S. Vaida, A. Oiegar and A. Baican, Enhancing Diagnosis in Squamous Cell Carcinoma: Non-Invasive Imaging and Multimodal Approach, *Diagnostics*, 15(8), 2025, 1018 (IF 3.3)
14. A.M. Craciun, S. Astilean, **M. Focsan\***, M. Lamy de la Chapelle, Gold nanoparticles conjugated with fluorophore-labeled DNA: Overview of sensing and imaging applications, *TrAC Trends in Analytical Chemistry*, 180, 2024, 117913 (\*corresponding author, IF 12)
15. D. Stoia, L de Sio, F. Petronella, **M. Focsan\***, Recent advances towards point-of-care devices for fungal detection: Emphasizing the role of plasmonic nanomaterials in current and future technologies, *Biosensors and Bioelectronics*, 255, 2024, 116243 (\*corresponding author, IF 10.5)
16. M. Tudor, R. Borlan, D. Maniu, S. Astilean, M. Lamy de la Chapelle, **M. Focsan\***, Plasmon-Enhanced Photocatalysis: New Horizons in Carbon Dioxide Reduction Technologies, *Science of the Total Environment*, 932, 2024, 172792 (\*corresponding author, IF 8)
17. R. Lapusan, R. Borlan, **M. Focsan\***, Advancing MRI with magnetic nanoparticles: a comprehensive review



ROYAL SOCIETY OF CHEMISTRY  
rsc.li/nanoscale-biotech

of translational research and clinical trials, *Nanoscale Advances*, **6**, 2024, 2234-2259 (\*corresponding author, IF 4.6, Back Cover of *Nanoscale Advances*).


18. S. Danescu, M. Negrutiu, **M. Focsan**, A. Baican, An overview of cutaneous squamous cell carcinoma imaging diagnosis methods, *Frontiers in Medicine*, 11, 2024 (IF 3)

19. C. Gherasim, **M. Focșan**, C. Ciont, A. Bunea, D. Rugină, A. Pinte, Stability and Bioaccessibility of Carotenoids from Sea Buckthorn Pomace Encapsulated in Alginate Hydrogel Beads, *Nutrients* 16, 2024, 2726 (IF 5)

20. M. Gal, L. Gaina, T. Lovasz, E. Gal, A-M Craciun, **M. Focsan**, A. Turza, D. Rugina, A. MV Brânzanic, S. Pesek, R. Silaghi-Dumitrescu, C. Cristea, Sonochemical synthesis, optical properties and DFT studies on novel (N-aryl-amino)phenothiazinium dyes suitable for fluorescence cells imaging, *Spectrochimica Acta, Part A: Molecular and Biomolecular Spectroscopy* 322, 5 2024, 124768 (IF 4.6)

21. I. Abid, J. González-Colsa, C. Naveaux, A. Campu, C. Arib, **M. Focsan**, P. Albella, M. Edely, M. Lamy de La Chapelle Correlation between Plasmonic and Thermal Properties of Metallic Nanoparticles, *Nanomaterials* 14(10), 2024, 820 (IF 4.3)

22. A. Campu, I. Muresan, M. Potara, D. Lazar, L. Lazar, S. Cainap, D. M. Olinic, D. Maniu, S. Astilean and **M. Focsan\***, Portable Microfluidic Plasmonic Chip for Fast Real-Time Cardiac Troponin I Biomarker Thermoplasmonic Detection, *Journal of Materials Chemistry B*, 12, 2024, 962-972 (\*corresponding author, IF 5.7, Front Cover of *Journal of Materials Chemistry B*).



23. M. Negrutiu, S. Danescu, T. Popa, **M. Focșan**, ȘC Vesa, A. Baican, Advancements in Basal Cell Carcinoma Diagnosis: Non-Invasive Imaging and Multimodal Approach, *Journal of Clinical Medicine* 13 (1), 2024, 39 (IF 2.9).

24. A. Campu, I. Muresan, A-M Craciun, A. Vulpoi, S. Cainap, S. Astilean, and **M. Focsan\***, Innovative, Flexible, and Miniaturized Microfluidic Paper-Based Plasmonic Chip for Efficient Near-Infrared Metal Enhanced Fluorescence Biosensing and Imaging, *ACS Applied Materials & Interfaces*, 15, 48, 2023, 55925–55937 (\*corresponding author, IF 8.3).

25. R. Borlan, O. Soritau, D. Maniu, A. Hada, A. Florea, S. Astilean, **M. Focsan\***, Albumin Nanoparticles with Tunable Ultraviolet-to-Red Autofluorescence for Label-Free Cell Imaging and Selective Biosensing of Copper Ions, *International Journal of Biological Macromolecules*, 242, 2023, 125129 (**\*corresponding author, IF 7.7, TOP 10 % articles**).
26. V. Cucuiet, M. Iliuț, M. Potara, K. Magyari, S. Tripon, O. Soritau, D. Maniu, S. Astilean, **M. Focsan\***, Gelatin-assisted fabrication of reduced NanoGraphene Oxide for dual-modal imaging of melanoma cells, *Colloids and Surfaces B: Biointerfaces*, 231, 2023, 113546 (**\*corresponding author, IF 5.4**).
27. M. Raileanu, R. Borlan, A. Campu, L. Janosi, I. Turcu, **M. Focsan\***, M. Bacalum, No country for old antibiotics! Antimicrobial peptides (AMPs) as next-generation treatment for skin and soft tissue infection, *International Journal of Pharmaceutics*, 642 2023 123169 (**\*corresponding author, IF 5.3**).
28. G. Marc, A. Stana, M. Tertiş, C. Cristea, A. Ciorîță, Ș.-M. Drăgan, V.-A. Toma, R. Borlan, **M. Focșan**, A. Pîrnău, L. Vlase, S. Oniga, O. Oniga, Discovery of New Hydrazone-Thiazole Polyphenolic Antioxidants through Computer-Aided Design and In Vitro Experimental Validation, *International Journal of Molecular Sciences*, 24 13277 2023 (**IF 4.9**).
29. I. Székely, Z. Kovács, M. Rusu, T. Gyulavári, M. Todea, **M. Focșan**, M. Baia, Z. Pap, Tungsten Oxide Morphology-Dependent Au/TiO<sub>2</sub>/WO<sub>3</sub> Heterostructures with Applications in Heterogenous Photocatalysis and Surface-Enhanced Raman Spectroscopy, *Catalysts* 13(6), 2023, 1015 (**IF 3.8**).
30. A. Urcan, A. Criste, K. Szanto, R. Ștefan, M. Zahan, A. Muscă, **M. Focsan**, R. Burtescu, N. Olah, Antimicrobial and Antiproliferative Activity of Green Synthesized Silver Nanoparticles Using Bee Bread Extracts, *Pharmaceutics* 15(7), 2023, 1797 (**IF 4.9**).
31. D. Stoia, M. Nistor, M. Suciu, R. Borlan, A. Campu, D. Rugina, D. Maniu, S. Astilean, **M. Focsan\***, NIR photothermal-activable drug-conjugated microcapsules for in vitro targeted delivery and release: an alternative treatment of diabetic retinopathy, *International Journal of Pharmaceutics*, 635, 2023, 122700 (**\*corresponding author, IF 5.3**).
32. Z.-R. Tóth, D. Debreczeni, T. Gyulavári, I. Székely, M. Todea, G. Kovács, **M. Focșan**, K. Magyari, L. Baia, Z.

Pap, K. Hernadi, Rapid Synthesis Method of Ag<sub>3</sub>PO<sub>4</sub> as Reusable Photocatalytically Active Semiconductor, *Nanomaterials*, 13, 2023, 89 (IF 4.4).

33. D. Stoia, R. Pop, A. Campu, M. Nistor, S. Astilean, A. Pinteana, M. Suci, D. Rugina, **M. Focsan**, Hybrid polymeric therapeutic microcarriers for thermoplasmonic-triggered release of resveratrol, *Colloids and Surfaces B: Biointerfaces*, 220, 2022, 112915 (corresponding author, IF 5.3).
34. L. Susu, A. Vulpoi, S. Astilean, **M. Focsan\***, Portable Plasmonic Paper-Based Biosensor for Simple and Rapid Indirect Detection of CEACAM5 Biomarker via Metal-Enhanced Fluorescence *International Journal of Molecular Sciences*, 23(19), 2022, 11982 (\*corresponding author, IF 4.9).
35. A. Hada, M. Zetes, **M. Focsan**, S. Astilean A-M Craciun, Photoluminescent Histidine-Stabilized Gold Nanoclusters as Efficient Sensors for Fast and Easy Visual Detection of Fe Ions in Water Using Paper-Based Portable Platform, *International Journal of Molecular Sciences*, 23(14), 2022, 7728 (IF 5.6).
36. A. Campu, I. Muresan, A-M. Craciun, S. Cainap, S. Astilean, **M Focsan\***, Cardiac Troponin Biosensor Designs: Current Developments and Remaining Challenges, *International Journal of Molecular Sciences*, 23(14), 2022, 7728 (\*corresponding author, IF 5.6).
37. A. Hada, A-M Craciun, **M. Focsan**, A. Vulpoi, E.-L. Borcan, S. Astilean, Glutathione-capped gold nanoclusters as near-infrared-emitting efficient contrast agents for confocal fluorescence imaging of tissue-mimicking phantoms, *Microchimica Acta*, 189, 2022, 337 (IF 5.7).
38. M. Mic, A. Pîrnău, C. G. Floare, R. Borlan, **M. Focsan**, O. Oniga, O. Bogdan, L. Vlase, I. Oniga, G. Marc, Antioxidant Activity Evaluation and Assessment of the Binding Affinity to HSA of a New Catechol Hydrazinyl-Thiazole Derivative, *Antioxidants* 11(7), 2022, 1245 (IF 7).
39. B. Stoean, L. Gaina, C. Cristea, R. Silaghi-Dumitrescu, A. Branzanic, **M. Focsan**, E. Fischer-Fodor, B. Tigau, C. Moldovan, A. Cegan, P. Achimas-Cadariu, S. Astilean, L. Silaghi-Dumitrescu, New methylene blue analogues with N-piperidinyl-carbinol units: Synthesis, optical properties and in vitro internalization in human ovarian cancer cells, *Dyes and Pigments* 205, 2022, 110460 (IF 4.5).
40. M. Potara, S. Suarasan, A-M. Craciun, **M. Focsan**, A-M. Hada, S. Astilean, Probing polyvinylpyrrolidone-

passivated graphene oxide nanoflakes as contrast agents inside tissue-like phantoms via multimodal confocal microscopy, *Talanta* 247, 2022, 123581 (IF 6.1).

41. D. R. Lazar, F. L. Lazar, C. Homorodean, C. Cainap, **M. Focsan**, S. Cainap, D. M. Olinic, High-Sensitivity Troponin: A Review on Characteristics, Assessment, and Clinical Implications, *Disease Markers*, 2022, 9713326 (IF 3.4).
42. B. Boga, I. Székely, **M. Focşan**, M. Baia, T. Szabó, L. Nagy, Z. Pap, Sensor surface via inspiration from Nature: The specific case of electron trapping in TiO<sub>2</sub>/WO<sub>3</sub> (· 0.33 H<sub>2</sub>O) and reaction center/WO<sub>3</sub> (· 0.33 H<sub>2</sub>O) systems, *Applied Surface Science* 572, 2022, 151139 (IF 6.7).
43. R. Ghiman, R. Pop, D. Rugina, **M. Focsan**, Recent progress in preparation of microcapsules with tailored structures for bio-medical applications, *Journal of Molecular Structure* 1248, 2022, 131366 (IF 3.8).
44. V. Chis, **M. Focsan**, M. de la Chapelle, R. Fausto, *Journal of Molecular Structure* 1250, 2022, 131971 (IF 3.8).
45. A. Campu, F. Lerouge, D. Maniu, K. Magyari, **M. Focsan\***, Ultrasensitive SEIRA detection using gold nanobipyramids: Toward efficient multimodal immunosensor, *Journal of Molecular Structure* 1246, 2021, 131160 (corresponding author, IF 3.8).
46. A.-M. Hada, M. Zetes, **M. Focsan**, T. Nagy-Simon, A. M. Craciun, Novel paper-based sensing platform using photoluminescent gold nanoclusters for easy, sensitive and selective naked-eye detection of Cu<sup>2+</sup>, *Journal of Molecular Structure* 1244, 2021, 130990 (IF 3.8).
47. S. Suarasan, C. Tira, M. M. Rusu, A.-M. Craciun, **M. Focsan\***, Controlled Fluorescence Manipulation by Core-Shell Multilayer of Spherical Gold Nanoparticles: Theoretical and Experimental evaluation *Journal of Molecular Structure* 1244, 2021, 130950 (\*corresponding author, IF 3.8).
48. T. Nagy-Simon, O. Diaconu, **M. Focsan**, A. Vulpoi, I. Botiz, A.-M. Craciun, Pluronic stabilized conjugated polymer nanoparticles for NIR fluorescence imaging and dual phototherapy applications, *Journal of Molecular Structure* 1243, 2021, 130931 (IF 3.8).
49. N. Sharma, Z. Pap, I. Székely, **M. Focsan**, G. Karacs, Z. Nemet, S. Garg, K. Hernadi, Combination of iodine-deficient BiOI phases in the presence of CNT to enhance photocatalytic activity towards phenol decomposition under visible light, *Applied Surface Science* 565, 2021,

150605 (IF 7.392).

50. M. Nistor, **M. Focsan**, L. Gaina, M. Cenariu, A. Pinte, C. Socaciu, D. Rugina, Real-time fluorescence imaging of anthocyanins complexed with diphenylboric acid 2-aminoethyl inside B16-F10 melanoma cells, *Phytochemistry* 189, 2021, 112849 (IF 4.004).
51. R. Borlan, D. Stoia, L. Gaina, A. Campu, G. Marc, M. Perde-Schrepler, M. Sillion, D. Maniu, **M. Focsan\***, S. Astilean, Fluorescent Phtalocyanine-Encapsulated Bovine Serum Albumin Nanoparticles: Their Deployment as Therapeutic Agents in the NIR Region, *Molecules*, 26, 2021, 4679 (\*corresponding author, IF 4.927).
52. R. Borlan, **M. Focsan\***, M. Perde-Schrepler, O. Soritau, A. Campu, L. Gaina, E. Pall, B. Pop, O. Baldasici, C. Gherman, D. Stoia, D. Maniu, S. Astilean, Antibody Functionalized Theranostic Protein Nanoparticles for Synergistic Deep Red Fluorescence Imaging and Multimodal Therapy of Ovarian Cancer, *Biomaterials Science* 9, 2021, 6183-6202 (\*corresponding author, IF 7.59).
53. M. Potara, T. Nagy-Simon, **M. Focsan**, E. Licarete, O. Soritau, A. Vulpoi, S. Astilean, Folate-targeted Pluronic-chitosan nanocapsules loaded with IR780 for near-infrared fluorescence imaging and photothermal-photodynamic therapy of ovarian cancer, *Colloids Surf. B Biointerfaces*, 203, 2021, 111755 (IF 5.999).
54. R. Ghiman, M. Nistor, **M. Focsan\***, A. Pinte, S. Aştilean and D. Rugina, Fluorescent Polyelectrolyte System to Track Anthocyanins Delivery inside Melanoma Cells, *Nanomaterials* 11, 2021, 782 (corresponding author, IF 5.076).
55. B. Stoean, D. Rugina, **M. Focsan**, A-M. Craciun, M. Nistor, T. Lovasz, A. Turza, I-D. Porumb, E. Gál, C. Cristea, L. Silaghi-Dumitrescu, S. Astilean and L. Gaina, Novel (Phenothiazinyl)Vinyl-Pyridinium Dyes and Their Potential Applications as Cellular Staining Agents, *International Journal of Molecular Sciences*, 22, 2021, 2985 (IF 6.208).
56. R. Borlan, **M. Focsan\***, D. Maniu, S. Astilean, Interventional NIR Fluorescence Imaging of Cancer: Review on Next Generation of Dye-Loaded Protein-Based Nanoparticles for Real-Time Feedback During Cancer Surgery, *International Journal of Nanomedicine*, 16, 2021, 2147—2171 (\*corresponding author, IF 7.033).
57. A.M Craciun, S. Suarasan, **M. Focsan**, S. Astilean, One-photon excited photoluminescence of gold nanospheres

and its application in prostate specific antigen detection via fluorescence correlation spectroscopy (FCS), *Talanta*, 228, 2021, 122242 (IF 6.556).

58. L. De Sio, B. Ding, **M. Focsan**, K. Kogermann, P. Pascoal-Faria, F. Petronella, G. Mitchell, E. Zussman, F. Pierini, Personalized Reusable Face Masks with Smart Nano-Assisted Destruction of Pathogens for COVID-19: A Visionary Road, *Chem. Eur. J.*, 27, 2021, 1-20 (IF 5.02, **FRONTISPIECE, Most downloaded in Chem. Eur. J., Wiley**).



59. A.-M. Hada, A.-M. Craciun, M. Focsan, R. Borlan, O. Soritau, M. Todea, S. Astilean, Folic acid functionalized gold nanoclusters for enabling targeted fluorescence imaging of human ovarian cancer cells, *Talanta*, 225, 2021, 121960 (IF 6.556).

60. A. Campu, **M. Focsan\***, F. Lerouge, R. Borlan, L. Tie, D. Rugina, S. Astilean, ICG-loaded gold nano-bipyramids with NIR activatable dual PTT-PDT therapeutic potential in melanoma cells, *Colloids and Surfaces B: Biointerfaces* 194, 2020, 111213 (\*corresponding author, IF 5.268).

61. L. Susu, A. Campu, S. Astilean and **M Focsan\***, Calligraphed Selective Plasmonic Arrays on Paper Platforms for Complementary Dual Optical “ON/OFF Switch” Sensing, *Nanomaterials* 10(6), 2020, 1025 (\*corresponding author, IF 5.076).

62. A. Campu, F. Lerouge, A.-M. Craciun, T. Murariu, I. Turcu, S. Astilean and **M. Focsan\***, Microfluidic platform for integrated plasmonic detection in laminar flow, *Nanotechnology* 31(33), 2020, 335502 (\*corresponding author, IF 3.874).

63. R. Borlan, A.S. Tatar, O. Soritau, D. Maniu, G. Marc, A. Florea, **M. Focsan\***, S. Astilean, Design of fluorophore-loaded human serum albumin nanoparticles for specific targeting of NIH: OVCAR3 ovarian cancer cells, *Nanotechnology* 31 (31), 2020, 315102 (\*corresponding author, IF 3.874).F

64. A.-I. Pricopie, **M. Focșan\***, I. Ionuț, G. Marc, L. Vlase, L. Găină, D. C. Vodnar, E. Simon, G. Barta, A. Pîrnău and O. Oniga, Novel 2,4-Disubstituted-1,3-Thiazole Derivatives: Synthesis, Anti-Candida Activity Evaluation and Interaction with Bovine Serum Albumine, *Molecules* 25(5), 2020, 1079 (\*corresponding author, IF 4.412).

65. L. Tie, M. Răileanu, M. Bacalum, I. Codita, Ș. M. Negrea, C.Ș. Caracoti, E.C Drăgulescu, A. Campu, S. Astilean and

	<p><b>M. Focsan*</b>, Versatile Polypeptide-Functionalized Plasmonic Paper as Synergistic Biocompatible and Antimicrobial Nanoplatfom, <i>Molecules</i> 25(14), 2020, 3182 (<b>*corresponding author, IF 4.412</b>).</p> <p><b>66.</b> D. Caccamo, M. Currò, R. Ientile, E AM Verderio, A. Scala, A. Mazzaglia, R. Pennisi, M. Musarra-Pizzo, R. Zagami, G. Neri, C. Rosmini, M. Potara, <b>M. Focsan</b>, S. Astilean, A. Piperno and M. T. Sciortino, Intracellular Fate and Impact on Gene Expression of Doxorubicin/Cyclodextrin-Graphene Nanomaterials at Sub-Toxic Concentration, <i>International Journal of Molecular Sciences</i>, 21(14), 2020, 4891 (<b>IF 5.984</b>).</p> <p><b>67.</b> E. Molnar, E. Gal, L. Gaina, C. Cristea, E. Fischer-Fodor, M. Perde-Schrepler, P. Achimas-Cadariu, <b>M. Focsan</b>, L. Silaghi-Dumitrescu, Novel Phenothiazine-Bridged Porphyrin-(Hetero)aryl dyads: Synthesis, Optical Properties, In Vitro Cytotoxicity and Staining of Human Ovarian Tumor Cell Lines, <i>International Journal of Molecular Sciences</i>, 21(9), 2020, 3178 (<b>IF 5.984</b>).</p> <p><b>68.</b> A. Terec, A. Crisan, A.M. Craciun, I. Mihalache, M. Focsan, C. Socaci, D. Maniu, S. Astilean, M. Veca, Surface passivation of carbon nanoparticles with 1,2-phenylenediamine towards photoluminescent carbon dots, <i>Rev. Roum. Chim</i>, 65, 2020, 559-566 (<b>IF 0.278</b>).</p> <p><b>69.</b> C. Tudor, T. Bohn, M. Iddir, F. V. Dulf, <b>M. Focșan</b>, D. Rugină, and A. Pinteă, Sea Buckthorn Oil as a Valuable Source of Bioaccessible Xanthophylls, <i>Nutrients</i> 12(1), 2020, 76 (<b>IF 5.719</b>).</p> <p><b>70.</b> A. Campu, AM Craciun, <b>M Focsan*</b>, S Astilean, Assessment of the photothermal conversion efficiencies of tunable gold bipyramids under irradiation by two laser lines in a NIR biological window, <i>Nanotechnology</i> 30(40), 2019, 405701 (<b>*corresponding author, IF 3.551</b>).</p> <p><b>71.</b> D. Rugină*, R. Ghiman*, <b>M. Focșan*</b>, F. Tăbăran, F. Copaciuc, M. Suciu, A. Pinteă, S. Aștilean, Resveratrol-delivery vehicle with anti-VEGF activity carried to human retinal pigmented epithelial cells exposed to high-glucose induced conditions, <i>Colloids and Surfaces B: Biointerfaces</i> 181, 2019, 66-75. (<b>*These authors contributed equally to this work, IF 4.389</b>).</p> <p><b>72.</b> S. Suarasan, AM Craciun, E Licarete, <b>M Focsan</b>, K Magyar, S Astilean, Intracellular dynamic disentangling of Doxorubicin release from luminescent nanogold carriers by Fluorescence Lifetime Imaging Microscopy (FLIM) under two-photon excitation, <i>ACS applied materials &amp; interfaces</i>, <i>ACS Applied Materials &amp; Interfaces</i>, 118, 2019, 7812-7822 (<b>IF 8.758</b>).</p>
--	---

73. A. Piperno, A. Mazzaglia, A. Scala, R. Pennisi, R. Zagami, G. Neri, S. M. Torcasio, C. Rosmini, P. G. Mineo, M. Potara, **M. Focsan**, S. Astilean, G. G. Zhou, M.T Sciortino, Casting Light on Intracellular Tracking of a New Functional Graphene-Based MicroRNA Delivery System by FLIM and Raman Imaging, *ACS Applied Materials & Interfaces*, 11, 2019, 46101-46111 (IF 8.758).
74. L. Tie, **M Focsan**\*, J Bosson, C Tira, A Campu, A Vulpoi, S Astilean Controlling the end-to-end assembly of gold nanorods to enhance the plasmonic response in near infrared, *Materials Research Express* 6 (9), 2019, 095038 (\*corresponding author, IF 1.929).
75. Sz. Fodor, L.Baia, **M. Focşan**, K. Hernadi, Sz Papp, Designed and controlled synthesis of visible light active copper(I)oxide photocatalyst: From the cubes towards the polyhedrons - with Cu nanoparticles, *Applied Surface Science* 484, 2019, 175-183 (IF 6.182).
76. A. Campu, L. Susu, F. Orzan, D. Maniu, AM Craciun, A. Vulpoi, L. Roiban, **M. Focsan**\*, S. Astilean, Multimodal Biosensing on Paper-Based Platform Fabricated by Plasmonic Calligraphy Using Gold Nanobypiramids Ink, *Frontiers in Chemistry*, 7, 2019, 55 (\*corresponding author, IF 3.693).
77. A. Campu, F. Lerouge, D. Chateau, F. Chaput, P. Baldeck, S. Parola, D. Maniu, A M Craciun, A. Vulpoi, S. Astilean, **M. Focsan**\*, Gold NanoBipyramids Performing as Highly Sensitive Dual-Modal Optical Immunosensors, *Analytical Chemistry*., 90, 2018, (14), 8567–8575 (\*corresponding author, IF 6.350).
78. L. Susu, A. Campu, A. M Craciun, A. Vulpoi, S. Astilean, **M. Focsan**\*, Designing Efficient Low-Cost Paper-Based Sensing Plasmonic Nanoplatforms, *Sensors* 18 (2018) 3035 (\*corresponding author, IF 3.031).
79. B. Hampel, G. Kovács, Z. Czekes, K. Hernádi, V. Danciu, O. Ersen, M. Girleanu, **M. Focşan**, L. Baia, Z. Pap, Mapping the Photocatalytic Activity and Ecotoxicology of Au, Pt/TiO<sub>2</sub> Composite Photocatalysts, *ACS Sustainable Chemistry & Engineering*, 6 2018, 12993-13006 (IF 6.970)
80. **M. Focsan**, A. M. Craciun, M. Potara, C. Leordean, D. Maniu, S. Astileana, Flexible and Tunable 3D Gold Nanocups Platform as Plasmonic Biosensor for Specific Dual LSPR-SERS Immuno-



Detection, *Scientific Reports* (Nature Publishing Group), 7 (2017) 14240 (**first-author, Top 100 read chemistry papers for Scientific Reports in 2017, first-author, IF 4.122**).

81. A.M Craciun\*, M. Focsan\*, K. Magyari\*, A. Vulpoi\*, Z. Pap\*, Surface Plasmon Resonance or Biocompatibility—Key Properties for Determining the Applicability of Noble Metal Nanoparticles, article review, *Materials* 10 836 (2017) 1-37 (\* **These authors contributed equally to this work, IF 2.476**).
82. A. M. Craciun, M. Focsan, L. Gaina, S. Astilean, Enhanced one- and two-photon excited fluorescence of cationic (phenothiazinyl)vinyl-pyridinium chromophore attached to polyelectrolyte-coated gold nanorods, *Dyes And Pigments* 136 (2017) 24-30 (**IF 3.767**).
83. M. Focsan, A.M. Craciun, S. Astilean, P. Baldeck, Two-photon fabrication of three-dimensional silver microstructures in microfluidic channels for volumetric surface-enhanced Raman scattering detection, *Optical Materials Express* 6 (2016) 1587-1593 (**first-author, IF 2.591**).
84. A. M. Craciun, A. Diac, M. Focsan, C. Socaci, K. Magyari, D. Maniu, I. Mihalache, L. M. Veca, S. Astilean, A. Terec, Surface passivation of carbon nanoparticles with p-phenylenediamine towards photoluminescent carbon dots, *RSC Advances* 6 (2016) 56944-56951 (**IF = 3.108**).
85. J. Laura Da Silva Gonçalves, S. R. Valandro, H.F. Wu, Y-H. Lee, B. Mettra, C. Monnereau, C. C. Cavalheiro; A. Pawlicka; M. Focsan; C.-L. Lin; P. L. Baldeck, *3D printing of natural organic materials by photochemistry*, Proc. SPIE 9745 (2016).
86. M. Focsan, A. Campu, A.M Craciun, M. Potara, C. Leordean, D. Maniu, S. Astilean, A Simple and Efficient Design to Improve the Detection of Biotin-Streptavidin Interaction with Plasmonic Nanobiosensors, *Biosensors and Bioelectronics* 86 (2016) 728-735 (**first-author, IF 7.78**).
87. S. Suarasan, M. Focsan, M. Potara, O. Soritau, A. Florea, D. Maniu, S. Astilean, Doxorubicin-Incorporated Nanotherapeutic Delivery System Based on Gelatin-Coated Gold Nanoparticles: Formulation, Drug Release, and Multimodal Imaging of Cellular Internalization, *ACS Applied Materials and Interfaces* 8 (2016) 22900-22913 (**IF 7.504**).
88. C. Leordean, B. Marta, A.M. Gabudean, M. Focsan, I. Botiz, S. Astilean, Fabrication of highly active and cost

effective SERS plasmonic substrates by electrophoretic deposition of gold nanoparticles on a DVD template, *Applied Surface Science* 349 (2015) 190-195 (IF 3.150).

89. S. Suarasan, **M. Focsan**, O. Soritau, D. Maniu, S. Astilean, One-pot, green synthesis of gold nanoparticles by gelatin and investigation of their biological effects on Osteoblast cells, *Colloids and Surfaces B: Biointerfaces*, 132 (2015) 122-13 (IF 3.902).
90. F. Lerouge, J. R. G Navarro, **M. Focsan**, et al, Sharp gold based hybrid nanoprobe for cell imaging through dark field microscopy, *Nanobiosystems: Processing, Characterization, and Applications* VIII Volume: 9557 (2015).
91. A. Diac\*, **M. Focsan\***, C. Socaci, A. M. Gabudean, C. Farcau, D. Maniu, E. Vasile, A. Terec, L. M. Veca, S. Astilean, Covalent conjugation of carbon dots with Rhodamine B and assessment of their photophysical properties, *RSC Advances* 5 (2015) 77662-77669 (\* first-author, IF 3.289).
92. **M. Focsan**, A.M. Gabudean, A. Vulpoi, S. Astilean, Controlling the luminescence of carboxyl-functionalized CdSe/ZnS core-shell quantum dots in solution by binding with gold nanorods, *Journal of Physical Chemistry C* 118 (2014) 25190-25199 (first-author IF=4.772).
93. DS. Tira, **M. Focsan**, M. Ulinici, D. Maniu, S. Astilean, Rhodamine B-coated gold nanoparticles as effective "turn-on" fluorescent sensors for detection of zinc II ions in water, *Spectroscopy Letters* 47 (2014) 153-159 (IF 0.852).
94. J.R.G. Navarro, F. Lerouge, G. Micouin, C. Cepraga, A. Favier, M.T. Charreyre, N.P. J. Lermé, F. Chaput, **M. Focsan**, K. Kamada, P.L. Baldeck, S. Parola, Plasmonic bipyramids for fluorescence enhancement and protection against photobleaching, *Nanoscale* 6 (2014) 5138-5145 (IF 7.394).
95. M. Iliut, **M. Iosin**, S. Astilean, Monitoring the Effects of Ultraviolet and Visible Light on RB and Vitamin A in Milk, *Environmental Engineering and Management Journal*, 12 (2013), 2443-2448 (IF 1.258).
96. N. Thioune, N. Lidgi-Guigui, N. Cottat, A.M. Gadudean, **M. Focsan**, H.M. Benoist, S. Astilean, M.L. de la Chapelle, Study of gold nanorods-protein interaction by localized surface plasmon resonance spectroscopy, *Gold Bulletin* 46 (2013) 275-281 (IF 1.840).
97. M. Cottat, N. Thioune, A.M. Gabudean, **M. Focsan** et al. Localized Surface Plasmon Resonance (LSPR) Biosensor

for the Protein Detection, *Plasmonics* 8 (2013) 699-704 (IF 2.738).

98. S. Suarasan, **M. Focsan**, D. Maniu, S. Astilean, Gelatin-nanogold bioconjugates as effective plasmonic platforms for SERS detection and tagging, *Colloids and Surfaces B: Biointerfaces* 103 (2013) 475-481 (IF 4.287).

99. A. Bensouici, M. Ayadi, **M. Iosin**, et al. Chemical Decomposition of CdTe and CdBr<sub>2</sub> Dopants in KBr, *International Conference on Transparent Optical Networks-ICTON* (2013).

100. M. Oltean, A. Calborean, G. Mile, M. Vidrighin, **M. Iosin**, L. Leopold, D. Maniu, N. Leopold, V. Chis, Absorption spectra of PTCDI: A combined UV-Vis and TD-DFT study, *Spectrochimica Acta Part A-Molecular and Biomolecular Spectroscopy*, 97 (2012) 703-710 (IF 1.977).

101. A.M. Gabudean, **M. Focsan**, S. Astilean, Gold nanorods performing as dual-modal nanoprobe via metal-enhanced fluorescence (MEF) and surface-enhanced Raman scattering (SERS), *Journal of Physical Chemistry C* 116 (2012) 12240-12249 (IF 4.814).

102. **M. Focsan**, I.I. Ardelean, C. Craciun, S. Astilean, Interplay between gold nanoparticles biosynthesis and metabolic activity of Cyanobacterium *Synechocystis* sp. PCC 6803, *Nanotechnology* 22 (2011) 485101 (first-author, IF 3.979).

103. **M. Focsan**, AM Gabudean, V Canpean, Formation of size and shape tunable gold nanoparticles in solution by bio-assisted synthesis with bovine serum albumin in native and denaturated state, *Materials Chemistry and Physics* 129 (2011) 939-942 (first-author IF = 2.234).

104. S. Zaiba, F. Lerouge, AM Gabudean, **M. Focsan**, et al. Transparent Plasmonic Nanocontainers Protect Organic Fluorophores against Photobleaching, *Nano Letters* 11 (2011) 2043-2047 (IF 13.198).

105. **M. Iosin**, T Scheul, C. Nizak, O. Stephan, S. Astilean, P. Baldeck. Laser microstructuring of three-dimensional enzyme reactors in microfluidic channels, *Microfluidics and Nanofluidics* 10 (2011) 685-690 (first-author, IF 3.371).

106. **M. Iosin**, V. Canpean, S. Astilean Spectroscopic studies on pH- and thermally induced conformational changes of Bovine Serum Albumin adsorbed onto gold nanoparticles, *Journal of Photochemistry and Photobiology A – Chemistry* 217 (2011) 395-401 (first-

**author, IF 2.421).**

- 107.** V. Canpean, **M. Iosin**, S. Astilean, Disentangling SERS signals from two molecular species: A new evidence for the production of p,p'-dimercaptoazobenzene by catalytic coupling reaction of p-aminothiophenol on metallic nanostructures, *Chemical Physics Letters* 500 (2011) 277-282 (**IF 2.242**).
- 108.** A.M. Gabudean, F. Lerouge, T. Gallavardin, **M Iosin** et al., Synthesis and optical properties of dyes encapsulated in gold hollow nanoshells, *Optical Materials*, 33 (2011) 1377-138 (**IF 2.023**).
- 109.** **M. Iosin**, P.L. Baldeck, S. Astilean Study of tryptophan – assisted synthesis of gold nanoparticles by combining UV-Vis, fluorescence and SERS spectroscopy, *Journal of Nanoparticle Research* 12 (2010) 2843-2849 (**first-author, IF 3.287**).
- 110.** M.M. Dzagli, V. Canpean, **M. Iosin\***, M. A. Mohou, S. Astilean, Study of the interaction between CdSe/ZnS core-shell quantum dots and bovine serum albumin by spectroscopic techniques, *Journal of Photochemistry and Photobiology A: Chemistry* 215 (2010) 118-122 (**\*corresponding author, IF 2.243**).
- 111.** R. Stiuftuc, F. Toderas, **M. Iosin**, G. Stiuftuc, Anisotropic Gold Nanocrystals: Synthesis and Characterization, *International Journal of Modern Physics B* 24 (2010) 757-761 (**IF 0.402**).
- 112.** **M. Iosin**, F. Toderas, P.L. Baldeck, S. Astilean, Study of protein–gold nanoparticle conjugates by fluorescence and surface-enhanced Raman scattering, *Journal of Molecular Structure* 924-926 (2009) 196-200 (**first-author, IF 1.551, TOP 1 Hotness article 2009- 2010**).
- 113.** **M. Iosin**, P.L. Baldeck and S. Astilean, Plasmon-enhanced fluorescence of dye molecules, *Nuclear Instruments and Methods in Physics Research B*, 267 (2009) 403-405 (**first-author, IF 1.156**).
- 114.** F. Toderas, **M. Iosin** and S. Astilean, Luminescence Properties of gold nanorods, *Nuclear Instruments and Methods in Physics Research B*, 267 (2009) 400-402 (**IF 1.156**).
- 115.** **M. Iosin**, F. Toderas, P. Baldeck and S. Astilean, In Vitro Biosynthesis of Gold Nanotriangles for Surface-Enhanced Raman Spectroscopy, *Journal of Optoelectronics and Advanced Materials*, 10(9) (2008) 2285-2288 (**first-author, IF 0.577**).

	<p><b>116. M. Iosin</b>, O. Stephan, S. Astilean, A. Dupperay, P.L. Baldeck, Microstructuring of protein matrices by laser-induced photochemistry, <i>Journal of Optoelectronics and Advanced Materials</i>, 9 (2007) 716-720 (<b>first-author, IF=0.872</b>).</p>
--	--

03.11..2025

Conf. Dr. Monica Focsan